

FILE A POSITIVE LANDINGS REPORT- HALIBUT

1. Click on "Report Landings" to file a positive report.

Maine DMR LEEDS

Harvester: 318138

[Renew License](#)
Renew an existing license
YOU MUST COMPLETE LANDINGS REPORTS BEFORE RENEWING.

[Apply License](#)
Obtain a license that you have never held before

[Upgrade License](#)
Upgrade an active license

[Reprint License](#)
Reprint an active license

[Order Tags](#)
Order tags for a license

[Make a Miscellaneous Payment](#)
Pay an outstanding fee

[Report Landings](#)
Report catch or landings information

[View Reporting Compliance Status](#)
View what reports you submitted to DMR
CLICK ABOVE TO SEE WHICH LANDING REPORT IS MISSING.

[Manage Landings Favorite](#)
Enter favorites and preferences to speed the entering of landings information

[View Landings Reports](#)
View a report that you entered in LEEDS

[Upload a Document](#)
Upload a document for DMR to review

[Update My Contact Info](#)
Update your contact information (name, address)

[Change password](#)
Update your LEEDS password

2. Select "Positive Report."

Enter report

[Click HERE for reporting instructions](#)

Landings Report

Select the type of report to file *

Positive Report

Negative report

License Type *
Select

License number *
Select

Issue date _____ Status _____

Start date _____ Expiration date _____

3. Next, select the license type and number that you want to report for by using the drop-down arrows. Once the license type has been selected, click "Next."

LANDINGS REPORT (CR-121844) Cancel Close

Landings Report

Select the type of report to file *

Positive Report

Negative Report

License Type *
Commercial Fishing Crew (CFC)

License number *
7393 (2018-Inactive-Expired)

Issue date Jun 20, 2018 Status Inactive-Expired

Start date Jan 1, 2018 Expiration date Dec 31, 2018

4. The first section of the report is “General Information.” Here you’ll select the trip date and vessel (if used). You can select the date by using the calendar icon or by using the drop-down arrows to select month, day and year.

GENERAL INFORMATION

Trip Start Date*

Unload Date*

Vessel Name*

FISHING & SEA TIME

Number of Crew (including Captain)*

Soak time* Soak time units*

FISHING & LANDING AREA

Latitude

Lat Degrees* Lat Minutes* Lat Second*

5. The second section of the report is “Effort Information.” Here you’ll type or select using the drop-down arrows the gear type and quantity, fishing and sea time, area fished and port landed. You can only enter latitude and longitude in LEEDS. Loran/TDs cannot be entered here.

Effort Information

Gear Information

Gear*

Total hooks hauled*

Number of Sets*

Total hooks fished*

Depth* Depth Unit*

Fishing & Sea Time

Number of Crew (including Captain)*

Soak time* Soak time units*

Sea Time Hrs*

Fishing & Landing Area

Latitude

Lat Degrees* Lat Minutes* Lat Second*

Longitude

Long Degrees* Long Minutes* Long Second*

State Landed*

Port Landed*

For the port, enter the first few letters of the port name, then select result from the drop down list displayed.


Gear: likely longline bottom
Total hooks hauled: the **total #** of hooks hauled in one day (Ex. 5 lines of 50 hooks each dipped twice would be 5x50 = 250 hooks in the water at one time x 2 dips = 500 total hooks hauled)
of Sets: the # of lines multiplied by the number of times the lines were put in the water (Ex. 5 lines dipped twice would be 5x2= 10 sets)
Total hooks fished: the total # of hooks in the water **at one time**
Soak time: length of time hooks were left in the water
Sea time: total time at sea (*if you set your lines and then fish for another species while your lines soak, do not include that time in your sea time)

For Decimal Degrees, enter like this:
 Lat Deg: 44.56215; Lat Min: 0; Lat Sec: 0
 Long Deg: 66.45252; Long Min: 0; Long Sec: 0

For Decimal Minutes, enter like this:
 Lat Deg: 44; Lat Min: 25.5231; Lat Sec: 0
 Long Deg: 66; Long Min: 45.5282; Long Sec: 0









- Once you are done with the effort information, you will add catch information. If there is no catch associated with the trip, click “No Catch Associated with this Trip.” If you choose this option, you will then be able to submit your report (see step #10).

Clicking this will remove all catch data entered so far.



No Catch Associated with this Trip 









- Below, you will see the “Species Information” and “Catch Information” sections. For the “Species Information” section, you’ll select species and quantity harvested, and for the “Catch Information” section, you’ll select what you did with the fish harvested. **Include ALL fish that you caught (discards and legal length). If you caught a tagged halibut, contact Bill DeVoe at (207) 592-7084.**

 Add Another Catch  Delete Selected Catch

Species Information	Catch Information
Species  <input type="text" value="HALIBUT,ATLANTIC"/>	Disposition in Compliance Reports  <input type="text" value="Sold to Dealer"/>
Grade  <input type="text" value="with head, no guts, with tail"/>	<input type="text" value="Enter first few letters then select from drop down"/>
Market Description  <input type="text" value="unsized - unsized"/>	Dealer name <input type="text" value="BOOTHBAY LOBSTER WHARF (310253)"/>
Fish Weight  <input type="text" value="50"/>	Length with head on  Length Units  <input type="text" value="45"/> <input type="text" value="Inches"/>
Weight Unit  <input type="text" value="LB - Pounds"/>	Catch Source <input type="text" value="Trip"/>

- If you caught more than one fish on this trip, you will need to click “Add Another Catch” for each fish that was caught. This includes both landed and discarded. If you would like to delete a catch, you can click on the catch you would like to delete and then click “Delete Selected Catch.”

 
 Add Another Catch  Delete Selected Catch

Species Information	Catch Information
Species  <input type="text" value="HALIBUT,ATLANTIC"/>	Disposition in Compliance Reports  <input type="text" value="Sold to Dealer"/>
Grade  <input type="text" value="with head, no guts, with tail"/>	<input type="text" value="Enter first few letters then select from drop down"/>
Market Description  <input type="text" value="unsized - unsized"/>	Dealer name <input type="text" value="BOOTHBAY LOBSTER WHARF (310253)"/>
Fish Weight  <input type="text" value="50"/>	Length with head on  Length Units  <input type="text" value="45"/> <input type="text" value="Inches"/>
Weight Unit  <input type="text" value="LB - Pounds"/>	Catch Source <input type="text" value="Trip"/>

9. Another box will pop-up below the species information you just entered and you can add more fish data to your trip. Click "Add Another Catch" again if you need to enter more catch data to your trip.

Species Information	Catch Information
<p>Species * HALIBUT,ATLANTIC</p> <p>Grade * with head, no guts, with tail</p> <p>Market Description * unsized - unsized</p> <p>Fish Weight * 50</p> <p>Weight Unit * LB - Pounds</p>	<p>Disposition in Compliance Reports * Sold to Dealer</p> <p>Enter first few letters then select from drop down</p> <p>Dealer name BOOTHBAY LOBSTER WHARF (310253)</p> <p>Length with head on * Length Units * 45 Inches</p> <p>Catch Source Trip</p>
<p>Species * HALIBUT,ATLANTIC</p> <p>Grade * with head, no guts, with tail</p> <p>Market Description * unsized - unsized</p> <p>Fish Weight * 65</p> <p>Weight Unit * LB - Pounds</p>	<p>Disposition in Compliance Reports * Personal Use</p> <p>Length with head on * Length Units * 51 Inches</p> <p>Catch Source Trip</p>

10. Once you're done entering your data, you'll select whether you want to "Submit this report only," "Submit this report and create another positive report," or "Submit this report and create another negative report." Make sure to click the "Submit" button.

- **Submit this report only**- submits the landings data you entered for the specific license and date chosen
- **Submit this report and create another positive report** - submits the landings data you entered for the specific license and date chosen and you'll receive a pop-up box giving you the option to submit another report for the same license or pick another license
- **Submit this report and create another negative report** - submits the landings data you entered for the specific license and date chosen and files negative reports for any other licenses you may have that require reporting

Species Information	Catch Information
Species * HALIBUT,ATLANTIC	Disposition in Compliance Reports * Sold to Dealer
Grade * with head, no guts, with tail	Enter first few letters then select from drop down
Market Description * unsized - unsized	Dealer name BOOTHBAY LOBSTER WHARF (310253)
Fish Weight * 50	Length with head on * Length Units * 45 Inches
Weight Unit * LB - Pounds	Catch Source Trip

Pick one: *

Submit this report only

Submit this report and create another positive report

Submit this report and create another negative report

11. a. If you choose to "Submit this report only," you will receive a notification telling you the report was filed successfully. Click "Close" to return to the home screen.

Pick one: *

Submit this report only

Submit this report and create another positive report

Submit this report and create another negative report



b. If you choose to **“Submit this report and create another positive report,”** a new page will ask you if you would like to report on the same license. Select **“Yes”** or **“No”** depending on what license you are creating a positive report for.

Pick one: *

- Submit this report only
- Submit this report and create another positive report**
- Submit this report and create another negative report



LANDINGS REPORT (CR-121843)

Do you want to report on the same license?

If you click **“Yes,”** it will bring you to the General Information section to create a landings report for the same license.

LANDINGS REPORT (CR-121843)

[Click HERE for reporting instructions](#)

General Information

Trip Start Date (Do not select a Future Date) *

Unload Date (Do not select a Future Date) *

Vessel Name *

If you click **“No,”** it will bring you to the page where you can select the license and type of report to file.

LANDINGS REPORT (CR-121843)

Landings Report

Select the type of report to file *

Positive Report

Negative Report

License Type *

License number *

c. If you select **“Submit this report and create another negative report,”** it will bring you to a the page for filing a negative report. Select the start and end date for your negative report, and check the license you are creating a negative report for.

Pick one: *

- Submit this report only
- Submit this report and create another positive report
- Submit this report and create another negative report**



Landings Report

Select the type of report to file *

- Positive Report
- Negative Report

Negative Report Start Date * Negative Report End Date *

-- -- -- -- -- -- -- -- -- -- -- -- -- -- -- --

Check off the license you are creating a negative report for.

<input type="checkbox"/>	Menhaden Commercial (MENC) 8904 (2022-Active)
<input type="checkbox"/>	Sea Cucumber Drag (SCD) 8975 (2022-Active)
<input type="checkbox"/>	Sea Urchin Dragger (SUB) 9867 (2022-Active)
<input type="checkbox"/>	Sea Urchin Diver (SUH) 51816 (2022-Active)
<input type="checkbox"/>	Sea Urchin with Tender (SUWT) 25893 (2022-Active)