



MURDER AND NON-NEGLIGENT MANSLAUGHTER

Murder and non-negligent manslaughter are described by UCR as the willful (non-negligent) killing of one human being by another — or a death that results from the commission of another criminal act.

Murder — “1. A person is guilty of murder if: A. He intentionally or knowingly causes the death of another human being; B. He engages in conduct which manifests a depraved indifference to the value of human life ...; or C. ... causes another human being to commit suicide by the use of force, duress or deception.” M.R.S.A. Title 17-A, § 201

Felony Murder — “1. A person is guilty of felony murder if acting alone or with one or more other persons in the commission or attempt to commit immediate flight after committing or attempting to commit ... [another felony offense], he or another participant in fact causes the death of another human being ...” M.R.S.A. Title 17-A, § 202

Manslaughter — “1. A person is guilty of manslaughter if he: B. ... causes the death of another human being ... while under the influence of extreme anger or extreme fear ...” M.R.S.A. Title 17-A, § 203

Not included in the count for this offense classification are deaths caused by negligence, suicide, or accident. Although manslaughter by negligence is recorded on the “offenses known to police” form along with murder, it is not considered an index offense and is not discussed in this report. Attempts to murder or assaults to murder are scored as aggravated assaults and not murder.

Crime Clock

1 Murder
every
21 days,
11 hours,
18 minutes

Year	Trend					1999–2003
	1999	2000	2001	2002	2003	
Number reported	25	14	19	14	17	
% change from previous year	-3.8%	-44.0%	35.7%	-26.3%	21.4%	% change -32.0%
Rate per 1,000	0.02	0.01	0.01	0.01	0.01	
% change from previous year	—	-50.0%	—	—	—	% change -50.0%

Characteristics — 2003

Victim–Offender Relationship

Non-Stranger to Non-Stranger82.4%
Stranger to Stranger5.9%
Unknown11.8%

Type of Weapon Used

Firearm47.1%
Knife/Cutting Instrument.....17.6%
Other Dangerous Weapon.....0.0%
Hands, Fists, Feet29.4%
Other/Undetermined5.9%

Months of Highest Occurrence

January, September17.6%
Feb., Apr., Nov.11.8%
May–July, Oct., Dec.5.9%

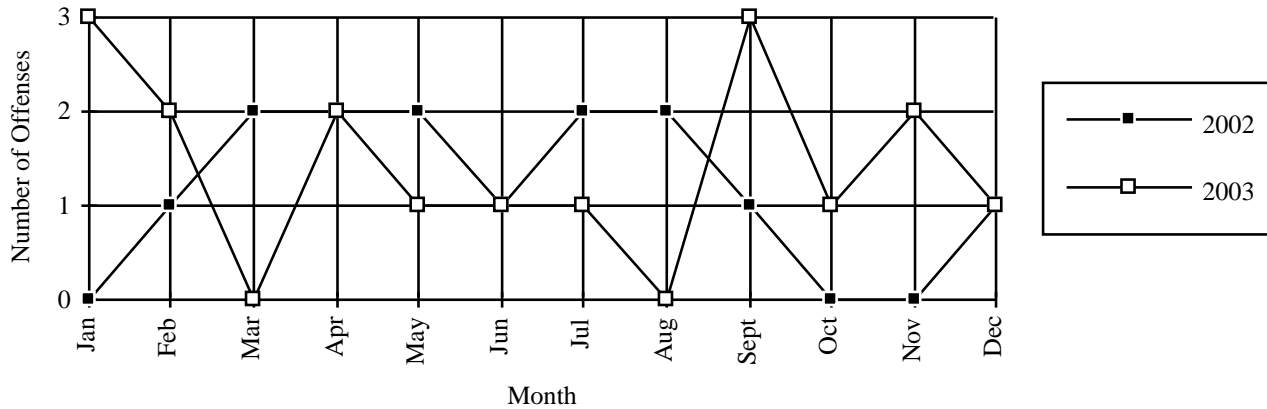
Value of Property Stolen during Offense

Total\$0.00
Per Incident Average.....\$0.00

Clearance Rate

14 Offenses Cleared.....82.4%
Arrests/Crime Ratio.....0.76

Murder & Non-Negligent Manslaughter — Comparative Data 2002–2003



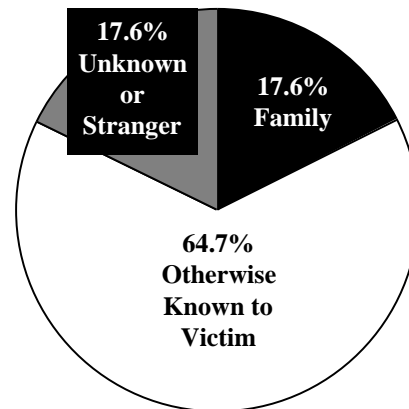
Profile of Persons Arrested — 13 Arrests

Age	Sex
17 and under.....0.0%	Male.....92.3%
18–24.....23.1%	Female.....7.7%
25–29.....23.1%	
30–34.....7.7%	
35–39.....0.0%	
40 and over.....46.2%	

2 offenders committed suicide

Murder Distribution by Relationship (Victim to Offender)

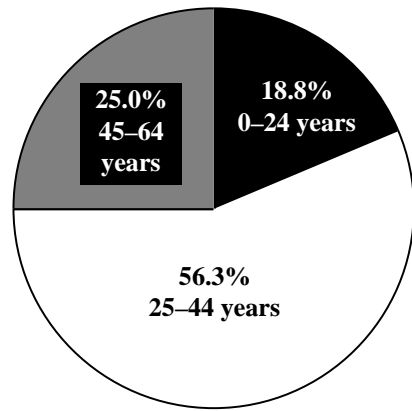
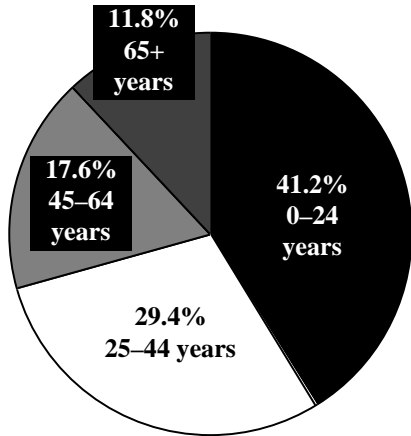
Relationship*	Number	% of Total
Wife or Ex-wife	2	11.8%
Son	1	5.9%
Total Family	3	17.7%
Girlfriend/Boyfriend	5	29.4%
Acquaintance	6	35.3%
Stranger	1	5.9%
Unknown	2	11.8%
Total Other	14	82.4%
TOTAL	17	100.1%



*Number of relationships may not agree with number of victims due to instances of multiple offenders or multiple victims.

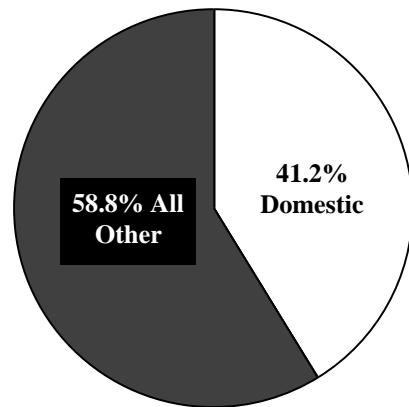
Murder Distribution by Age and Sex

Age of Victims	Male	Female	Total	Age of Offenders	Male	Female	Total
0–14 years	1	—	1	0–14 years	—	—	—
15–24 years	3	3	6	15–24 years	3	—	3
25–34 years	—	—	—	25–34 years	4	1	5
35–44 years	1	4	5	35–44 years	4	—	4
45–54 years	2	1	3	45–54 years	4	—	4
55–64 years	—	—	—	55–64 years	—	—	—
65+ years	2	—	2	65+ years	—	—	—
Total	9	8	17	Total	15	1	16



Murder Distribution by Circumstances

Circumstance**	Number	% of Total
Felony Total*	—	0.0%
Domestic Conflict	7	41.2%
Child Abuse/Neglect	1	5.9%
Other	7	41.2%
Unknown	2	11.8%
Other than Felony Total	17	100.0%
TOTAL	17	100.0%

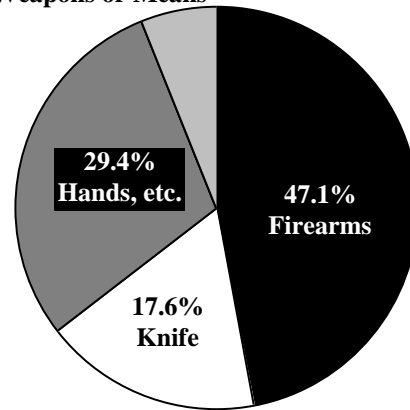


*Felony murder is defined as a killing which occurs in conjunction with the commission of another crime such as a robbery, arson, sexual assault or other felonious activities.

**Due to the unlimited set of possible circumstances surrounding homicides, it is difficult to provide a clear-cut or precise statistical category. In the intent of uniformity, the number of circumstance categories has been kept to a minimum. Caution is suggested in drawing generalizations from the data without more deliberate analysis. This table makes no attempt to analyze the motives of offenders, but rather to display general circumstances surrounding the events.

Murder Distribution by Weapon

Weapon	Number	% of Total	5.9% Other Weapons or Means
Shotgun	3	17.6%	
Handgun	5	29.4%	
Knife, Cutting Instrument	3	17.6%	
Hands, Fists, Feet	5	29.4%	
Other/Unknown	1	5.9%	
Total	17	100.0%	



FORCIBLE RAPE

Forcible rape is the carnal knowledge of a female forcibly and against her will.

“A person is guilty of gross sexual assault if that person engages in a sexual act (direct genital contact) with another person and the person submits as a result of compulsion.” M.R.S.A. Title 17-A, § 253

This category is broken down into two categories: Rape by Force, and Attempted Forcible Rape. Carnal abuse without force (statutory rape) and other sex offenses are not included.

Forcible rape differs from other violent crimes in that the victim, in many cases, is reluctant to report the offense to police. The investigation by police, medical examination, court procedure, embarrassment and fear of any accompanying stigma have a deterrent effect on the victim’s willingness to make the offense known to police.

Crime Clock



Maine has experienced increased availability in services such as rape crisis centers providing 24-hour hot lines and counselors, witness/victim assistants in district attorneys’ offices, improved medical practices and increased sensitivity by law enforcement personnel. The increased number of offenses identified in this report may be, in part, influenced by the increasing confidence of victims in the criminal justice system.

Trend

Year	1999	2000	2001	2002	2003	1999–2003
Number reported	273	318	322	391	351	
% change from previous year	19.2%	16.5%	1.3%	21.4%	-10.2%	
						% change 28.6%
Rate per 1,000	0.22	0.25	0.25	0.30	0.27	
% change from previous year	15.8%	13.6%	—	20.0%	-10.0%	
						% change 22.7%

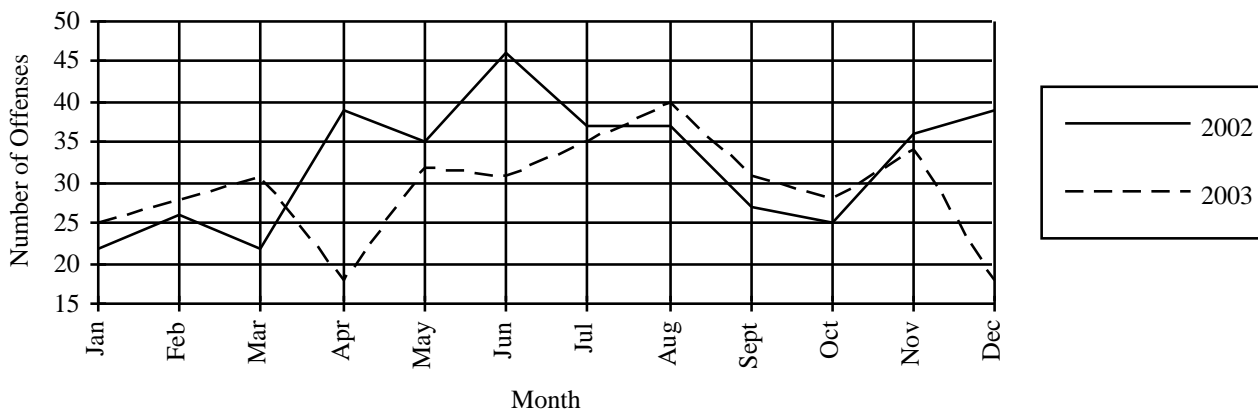
Characteristics — 2003

Type of Offense	
Rape by Force	94.3%
Attempts to Rape.....	5.7%
Months of Highest Occurrence	
August	11.4%
July	10.0%
November	9.7%
Value of Property Stolen during Offense	
Total.....	\$2,300.00
Per Incident Average	\$6.53
Clearance Rate	
178 Offenses Cleared.....	50.7%
Arrests/Crime Ratio.....	0.26

**Profile of Persons Arrested
90 Arrests**

Age	
17 and under.....	21.1%
18–24.....	22.2%
25–29.....	14.4%
30–34.....	7.8%
35–39.....	11.1%
40 and over.....	23.3%
Sex	
Male.....	100.0%
Female.....	0.0%

Rapes — Comparative Data 2002–2003



Rape by Type of Offense, 2002–2003

	2002	2003	% change
Forcible Rape	374	331	-11.5%
Attempted Rape	17	20	17.6%
Totals	391	351	-10.2%



ROBBERY

Robbery is defined by UCR as “the felonious and forcible taking of the property of another against his will by violence or by putting him in fear.” All attempts to rob are included in the UCR report.

“1. A person is guilty of robbery if he commits or attempts to commit theft and at the time of his actions: A. He recklessly inflicts bodily injury on another; B. He threatens to use force against any person present with the intent (1) to prevent or overcome resistance to the taking of the property, ...; or (2) to compel the person in control of the property to give it up ...; C. He uses physical force on another with the intent enumerated in paragraph B, subparagraphs (1) and (2); D. He intentional-

ly inflicts or attempts to inflict bodily injury on another; or E. He or an accomplice to his knowledge is armed with a dangerous weapon ... ” M.R.S.A. Title 17-A, § 65, 1

Crime Clock



<i>Trend</i>						
Year	1999	2000	2001	2002	2003	1999–2003
Number reported	196	246	263	269	289	
% change from previous year	-25.5%	25.5%	6.9%	2.3%	7.4%	
						% change 47.4%
Rate per 1,000	0.16	0.19	0.20	0.21	0.22	
% change from previous year	-23.8%	18.8%	5.3%	5.0%	4.8%	
						% change 37.5%

<i>Characteristics — 2003</i>	
<p>Type of Weapon Used</p> <p>Hands, Fists, Feet.....54.3%</p> <p>Firearm.....18.7%</p> <p>Knife/Cutting Instrument.....15.6%</p> <p>Other Dangerous Weapon.....11.4%</p>	<p>Months of Highest Occurrence</p> <p>August11.4%</p> <p>December10.0%</p> <p>March9.7%</p>
<p>Place of Occurrence</p> <p>Street, Alley.....32.9%</p> <p>Business Establishment.....27.0%</p> <p>Residence19.7%</p> <p>Miscellaneous.....17.0%</p> <p>Banks.....3.5%</p>	<p>Value of Property Stolen during Offense</p> <p>Total.....\$199,726.00</p> <p>Per Incident Average.....\$691.06</p>
	<p>Clearance Rate</p> <p>132 Offenses Cleared.....45.7%</p> <p>Arrests/Crime Ratio.....0.45</p>

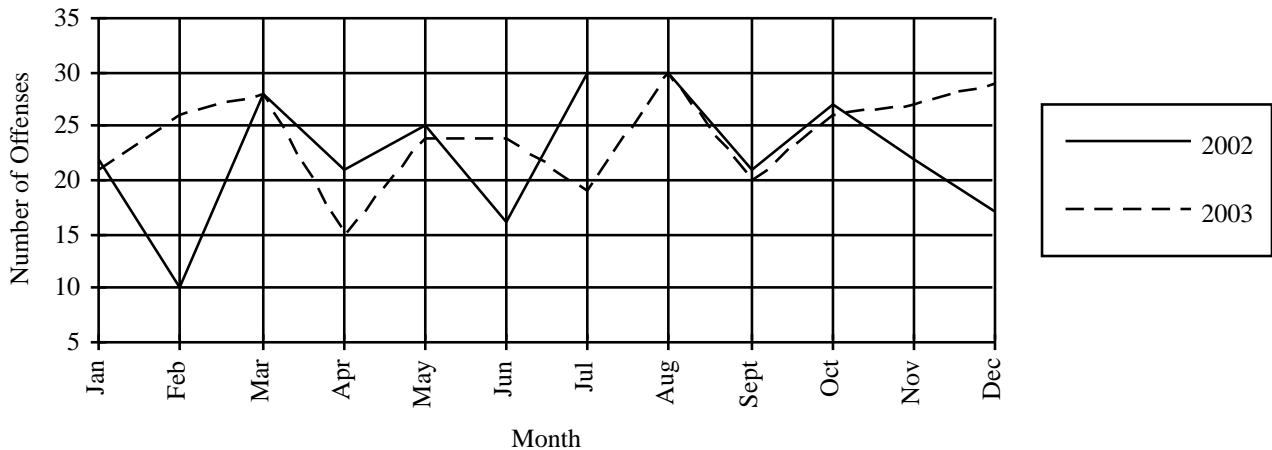
**Profile of Persons Arrested
130 Arrests**

Age	
17 and under.....	13.8%
18–24.....	45.4%
25–29.....	11.5%
30–34.....	10.0%
35–39.....	6.9%
40 and over.....	12.3%
Sex	
Male.....	90.0%
Female.....	10.0%

Robbery by Weapon Type, 2002–2003

	2002	2003	% change
Firearm	58	54	–6.9%
Knife	37	45	21.6%
Other Weapon	34	33	–2.9%
Strong Arm	140	157	12.1%
Totals	269	289	7.4%

Robberies — Comparative Data 2002–2003



Robbery by Classification, 2002–2003

Classification	Number of Offenses			2002	Value Stolen 2003	% change
	2002	2003	% change			
Highway	66	95	43.9%	\$14,768.00	\$23,913.00	61.9%
Commercial House	41	49	19.5%	\$19,035.00	\$21,757.00	14.3%
Gas/Service Station	7	9	28.6%	\$1,785.00	\$1,805.00	1.1%
Convenience Store	22	20	–9.1%	\$6,618.00	\$10,669.00	61.2%
Residence	63	57	–9.5%	\$56,704.00	\$20,837.00	–63.3%
Bank/Lending Inst.	14	10	–28.6%	\$51,122.00	\$39,026.00	–23.7%
Miscellaneous	56	49	–12.5%	\$11,947.00	\$81,719.00	584.0%
Totals	269	289	7.4%	\$161,979.00	\$199,726.00	23.3%

<i>Robbery Type by County</i>									
County		Highway	Commercial House	Gas Station	Convenience Store	Residence	Bank	Misc.	Total
Androscoggin									
	2003	14	4	5	—	7	2	8	40
	2002	—	3	2	4	10	3	16	38
Aroostook									
	2003	—	—	—	—	6	—	2	8
	2002	—	1	—	1	2	—	1	5
Cumberland									
	2003	53	31	3	12	17	2	11	129
	2002	30	23	2	9	19	2	9	94
Franklin									
	2003	—	—	—	—	—	—	—	0
	2002	—	—	—	—	1	—	—	1
Hancock									
	2003	—	1	—	—	2	—	1	4
	2002	1	2	—	1	—	—	—	4
Kennebec									
	2003	3	2	—	1	3	2	—	11
	2002	11	2	—	—	9	2	11	35
Knox									
	2003	1	2	—	—	2	—	1	6
	2002	1	2	—	1	1	—	1	6
Lincoln									
	2003	—	3	—	1	—	—	—	4
	2002	—	—	—	—	3	—	—	3
Oxford									
	2003	1	1	1	1	—	—	—	4
	2002	—	1	—	—	1	—	3	5
Penobscot									
	2003	10	3	—	1	10	—	5	29
	2002	9	6	1	2	5	1	2	26
Piscataquis									
	2003	—	—	—	—	—	—	—	0
	2002	—	—	—	—	—	—	—	0
Sagadahoc									
	2003	—	2	—	—	—	1	1	4
	2002	1	—	—	1	1	1	1	5
Somerset									
	2003	1	—	—	1	1	1	2	6
	2002	1	1	—	1	2	—	—	5
Waldo									
	2003	—	—	—	—	1	—	—	1
	2002	—	—	—	—	—	—	3	3
Washington									
	2003	—	—	—	—	—	—	2	2
	2002	—	—	—	—	—	—	—	0
York									
	2003	12	—	—	3	8	2	16	41
	2002	12	—	2	2	9	5	9	39



AGGRAVATED ASSAULT

An aggravated assault is an attempt or offer, with unlawful force or violence, to do physical injury to another. This type of assault is usually accompanied by the use of a weapon or other means likely to produce death or serious bodily injury. Attempts are included since it is not necessary that an injury result when a gun, knife, or other weapon is used which could and probably would result in serious personal injury if the crime is successfully completed. Assaults with personal weapons (hands, fists, feet) are scored as aggravated if there is personal injury requiring more than simple first aid to treat.

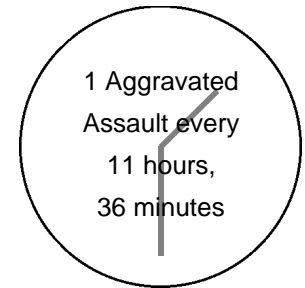
Aggravated Assault: "1. A person is guilty of aggravated assault if he ... causes: A. Serious bodily injury to another; or, B. Bodily injury to another with use of a dangerous weapon; or, C. Bodily injury to another under circumstances manifesting extreme indifference to the value of human life." M.R.S.A. Title 17-A, § 208

Assault while Hunting: "1. A person is guilty of assault while hunting if ... he, with criminal negligence, causes bodily injury to another with the use of a dangerous weapon." M.R.S.A. Title 17-A, § 208-A

Assault on an Officer: "1. A person is guilty of assault on an officer if: A. ... causes bodily injury to a law enforcement officer while the officer is in the performance of his official duties; or, B. While in custody in a penal institution or other facility pursuant to an arrest or ... court order, he commits an assault on a member of the staff of the institution ..." M.R.S.A. Title 17-A, § 752-A

Not included in this class are simple (non-aggravated) assaults. Simple assaults are non-index offenses, although a record is kept of these assaults on an "offenses known to police" form. During 2003 there were 10,948 simple assaults reported (-0.3% from 2002), with a clearance rate of 75.0%. These simple assaults are included in the report of domestic assaults, and assaults on law enforcement officers.

Crime Clock

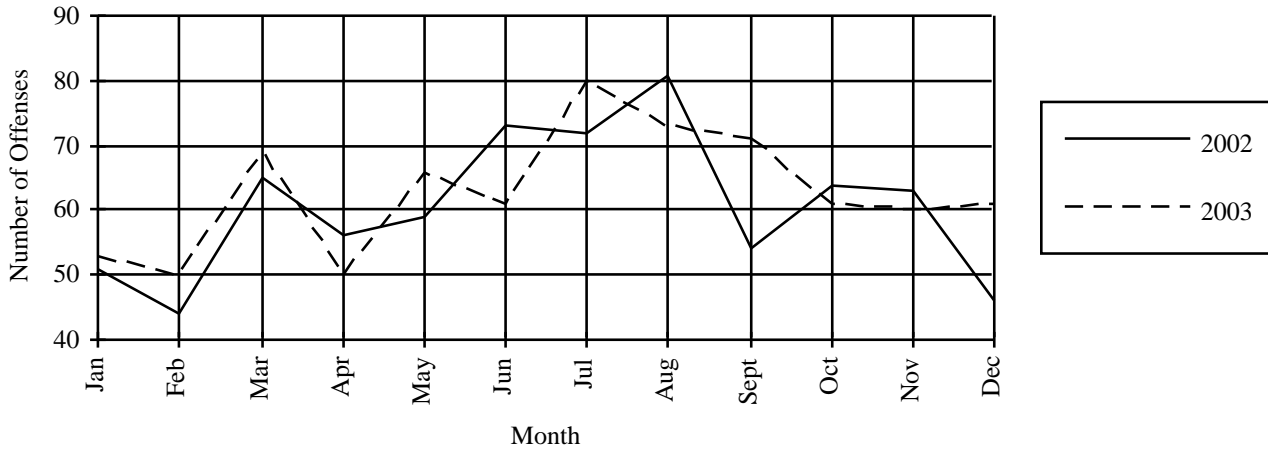


Year	Trend					1999-2003
	1999	2000	2001	2002	2003	
Number reported	789	812	819	728	755	
% change from previous year	-25.0%	2.9%	0.9%	-11.1%	3.7%	% change -4.3%
Rate per 1,000	0.64	0.64	0.64	0.56	0.58	
% change from previous year	-24.7%	—	—	-12.5%	3.6%	% change -9.4%

Characteristics — 2003	
Type of Weapon Used	
Hands, Fists, Feet.....	51.4%
Other Dangerous Weapons	28.1%
Knife/Cutting Instrument.....	16.4%
Firearms.....	4.1%
Months of Highest Occurrence	
July	10.6%
August	9.7%
September	9.4%
Clearance Rate	
555 Offenses Cleared.....	73.5%
Arrests/Crime Ratio.....	0.79

Profile of Persons Arrested 597 Arrests	
Age	
17 and under.....	13.1%
18-24.....	31.0%
25-29.....	13.6%
30-34.....	9.2%
35-39.....	10.2%
40 and over.....	22.9%
Sex	
Male.....	83.1%
Female.....	16.9%

Aggravated Assaults — Comparative Data 2002–2003



Aggravated Assault by Weapon Type, 2002–2003

	Firearm	Knife	Other Weapon	Strong Arm	Totals
2002	17	99	233	379	729
2003	31	124	212	388	755
% change	82.4%	25.3%	-9.0%	2.4%	3.7%

DOMESTIC VIOLENCE

Due to problems of abuse and domestic violence between family or household members, the 109th Maine Legislature enacted a law entitled “An Act Concerning Abuse between Household and Family Members.” The law, Chapter 578 of the Public Laws of 1979, mandates the reporting of domestic violence data by law enforcement agencies and the collection of such data (Title 19, § 770 [1]) by the Uniform Crime Reporting Unit, State Bureau of Identification, Department of Public Safety.

During 2003:

- Of a grand total of 11,703 reported assaults, 5,364 or 45.8% were identified as occurring between household

or family members.

- Domestic assaults increased 11.4% (551 offenses) from the 2002 figure of 4,813.
- Law enforcement agencies cleared 4,598 domestic assaults for a clearance rate of 85.7%.
- Of the 5,364 domestic assaults, 97.7% involved personal weapons (hands, fists, feet).



<i>Domestic Violence Assaults Comparison Data 2002–2003</i>				
Situations/Relationships	2002 Number of Offenses	2002 % of Total	2003 Number of Offenses	2003 % of Total
Male Assault on Female				
Firearm	4	<.1	11	.2
Knife, Cutting Instrument	11	.2	17	.3
Other Dangerous Weapon	33	.7	26	.5
Hands, Aggravated Injury	45	.9	66	1.2
Hands, Not Aggravated	2,735	56.8	3,053	56.9
Total Male Assault on Female	2,828	58.8	3,173	59.2
Female Assault on Male				
Firearm	—	—	—	—
Knife, Cutting Instrument	13	.3	16	.3
Other Dangerous Weapon	16	.3	19	.4
Hands, Aggravated Injury	11	.2	9	.2
Hands, Not Aggravated	668	13.9	726	13.5
Total Female Assault on Male	708	14.7	770	14.4
Parent Assault on Child				
Firearm	—	—	1	<.1
Knife, Cutting Instrument	1	<.1	—	—
Other Dangerous Weapon	4	<.1	6	.1
Hands, Aggravated Injury	17	.4	13	.2
Hands, Not Aggravated	370	7.7	398	7.4
Total Parent Assault on Child	392	8.1	418	7.8
Child Assault on Parent				
Firearm	—	—	1	<.1
Knife, Cutting Instrument	1	<.1	4	<.1
Other Dangerous Weapon	6	.1	6	.1
Hands, Aggravated Injury	7	.1	8	.1
Hands, Not Aggravated	343	7.1	439	8.2
Total Child Assault on Parent	357	7.4	458	8.5
All Other Domestic Assaults				
Firearm	—	—	1	<.1
Knife, Cutting Instrument	6	.1	5	<.1
Other Dangerous Weapon	14	.3	13	.2
Hands, Aggravated Injury	15	.3	9	.2
Hands, Not Aggravated	493	10.2	517	9.6
Total All Other Domestic Assaults	528	11.0	545	10.2
Grand Total All Domestic Assaults	4,813	100.0	5,364	100.0
Domestic Assaults/Type of Weapon				
Firearm	4	.1	14	.3
Knife, Cutting Instrument	32	.7	42	.8
Other Dangerous Weapon	73	1.5	70	1.3
Hands, Aggravated Injury	95	2.0	105	2.0
Hands, Not Aggravated	4,609	95.8	5,133	95.7
Total Domestic Assaults	4,813	100.0	5,364	100.0
Total All Domestic Assaults	4,813	41.1	5,364	45.8
Total All Reported Assaults	11,705	100.0	11,703	100.0

Breakdown of Reported Domestic Assaults by County, 2002–2003

County	2002 Number of Offenses	2002 Percent of Total	2003 Number of Offenses	2003 Percent of Total	Percent Change Offenses
Androscoggin	521	10.8%	583	10.9%	11.9%
Aroostook	255	5.3%	302	5.6%	18.4%
Cumberland	1,120	23.3%	1,084	20.2%	-3.2%
Franklin	113	2.3%	176	3.3%	55.8%
Hancock	110	2.3%	121	2.3%	10.0%
Kennebec	467	9.7%	588	11.0%	25.9%
Knox	103	2.1%	157	2.9%	52.4%
Lincoln	67	1.4%	89	1.7%	32.8%
Oxford	204	4.2%	206	3.8%	1.0%
Penobscot	432	9.0%	441	8.2%	2.1%
Piscataquis	46	1.0%	42	0.8%	-8.7%
Sagadahoc	92	1.9%	109	2.0%	18.5%
Somerset	196	4.1%	232	4.3%	18.4%
Waldo	115	2.4%	157	2.9%	36.5%
Washington	101	2.1%	108	2.0%	6.9%
York	871	18.1%	969	18.1%	11.3%
Totals	4,813	100.0%	5,364	100.0%	11.4%