

HATE CRIME

Commencing in 1992, law enforcement officers are to report hate crimes as a supplementary report to the UCR program. Under Title 25 sec. 1544, hate crimes are defined as those that “manifest evidence of prejudice based on race, religion, sexual orientation or ethnicity ...”. On June 26, 1997, disability bias was added to the definition of hate crime, creating two new categories: Anti-Mental Disability and Anti-Physical Disability. Maine’s hate crimes are further reported to the FBI as part of the federal Hate Crimes Statistics Act.

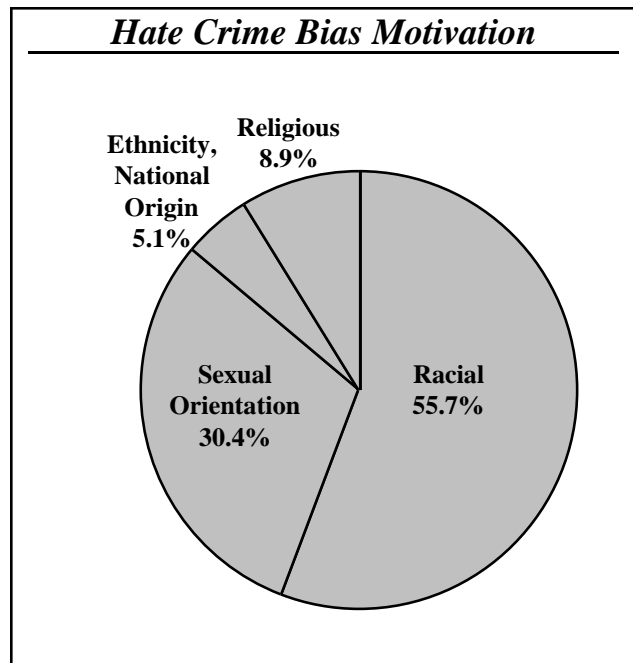
The reported number of hate crime incidents in Maine in 2007 was 72. These incidents involved 81 victims with at least 73 offenders, and resulted in a total of 82 offenses.

Hate Crime 2007	
Number of incidents.....	72
Number of victims.....	81
Number of offenders	73
Number of offenses	82

In 2007, the most commonly reported bias motivation was racial. The second largest percentage was sexual orientation and the third religious hate crimes.

Hate Crime Bias Motivation				
Bias Nature	Group %	Bias Type	Incidents of bias	% of Total
Racial	55.7%	Anti-White	6	7.6%
		Anti-Black	35	44.3%
		Anti-American Indian/ Alaskan Native	3	3.8%
		Anti-Asian/Pacific Islander	—	—
		Anti-Multi-Racial Group	—	—
		Sexual Orientation	30.4%	Anti-Male Homosexual
		Anti-Female Homosexual	4	5.1%
		Anti-Homosexual (Male & Female)	3	3.8%
		Anti-Heterosexual	—	—
		Anti-Bisexual	1	1.3%
Ethnicity, National Origin	5.1%	Anti-Arab	—	—
		Anti-Hispanic	1	1.3%
		Anti-Other Ethnic/ National Origin	3	3.8%
Religious	8.9%	Anti-Jewish	2	2.5%
		Anti-Catholic	2	2.5%
		Anti-Protestant	—	—
		Anti-Islamic (Moslem)	1	1.3%

Hate Crime Bias Motivation (cont.)				
Bias Nature	Group %	Bias Type	Incidents of bias	% of Total
Religious	8.9%	Anti-Other Religion	1	1.3%
		Anti-Multi-Religious Group	1	1.3%
		Anti-Atheist/ Agnostic	—	—
Disability	—	Anti-Mental Disability	—	—
		Anti-Physical Disability	—	—
Not Reported			—	—
Total	100.0%	Total	79	100.0%



The most frequently reported location of bias crimes in 2007 was residences and homes. The second most common location was schools and colleges, and the third was highways, roads, alleys and streets.

Hate Crime Locations		
Location	Incidents	%
Air/Bus/Train Terminal	1	1.4%
Bank/Savings and Loan	—	—
Bar/Nightclub	2	2.7%
Church/Synagogue/Temple	3	4.1%
Commercial/Office Building	1	1.4%
Construction Site	—	—
Convenience Store	2	2.7%

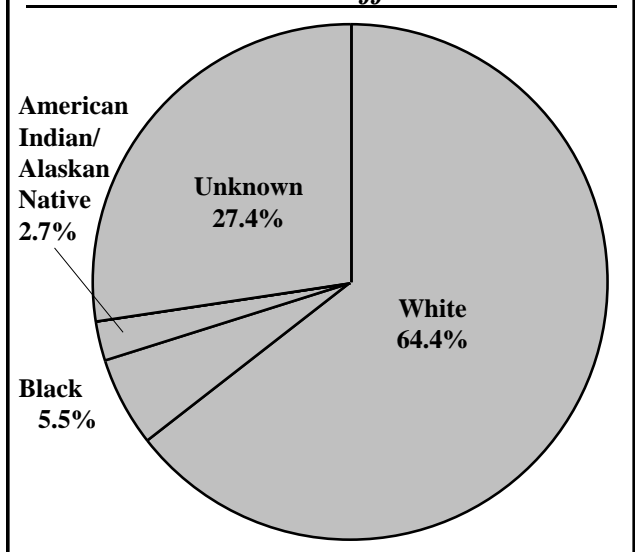
Hate Crime Locations (cont.)

Location	Incidents	%
Department/Discount Store	—	—
Drug Store/Doctor's Office/Hospital	—	—
Field/Woods	3	4.1%
Government/Public Building	—	—
Grocery/Supermarket	—	—
Highway/Road/Street/Alley	13	17.8%
Hotel/Motel	1	1.4%
Jail/Prison	5	6.8%
Lake/Waterway	—	—
Liquor Store	—	—
Parking Lot/Garage	4	5.5%
Rental Storage Facility	—	—
Residence/Home	17	23.3%
Restaurant	2	2.7%
School/College	14	19.2%
Service/Gas Station	—	—
Specialty Store	—	—
Other/Unknown	5	6.8%
Total	73	100.0%

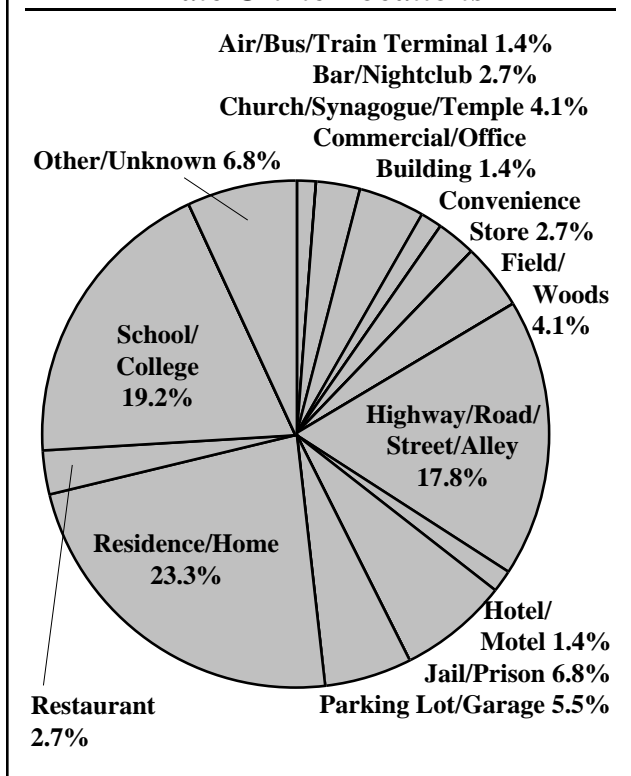
Hate Crime Offenders by Race

Suspected Offenders' Race	No.	% of Total
White	47	64.4%
Black	4	5.5%
American Indian/Alaskan Native	2	2.7%
Asian/Pacific Islander	—	—
Multi-Racial Group	—	—
Unknown	20	27.4%
Total	73	100.0%

Hate Crime Offenders



Hate Crime Locations



Information on the victims of hate crimes is limited to victim type. While bias motivation information identifies the offender's bias, it is important to note that the victim may not actually belong to the group the offender sought to harm. For this reason, information on the victims' actual group membership is not recorded.

Victim type, in the hate crime data collection program is listed as: individual, business, financial institution, government, religious organization, society/public, other and unknown. Of these victim types, individuals were reported to be the main hate crime target.

Hate Crime Offenses by Victim Type

Victim Type	No.	% of Total
Individual	69	88.5%
Business	1	1.3%
Financial Institution	—	—
Government	1	1.3%
Religious Organization	4	5.1%
Society/Public	—	—
Other	2	2.6%
Unknown	1	1.3%
Not Reported	—	—
Total	78	100.0%

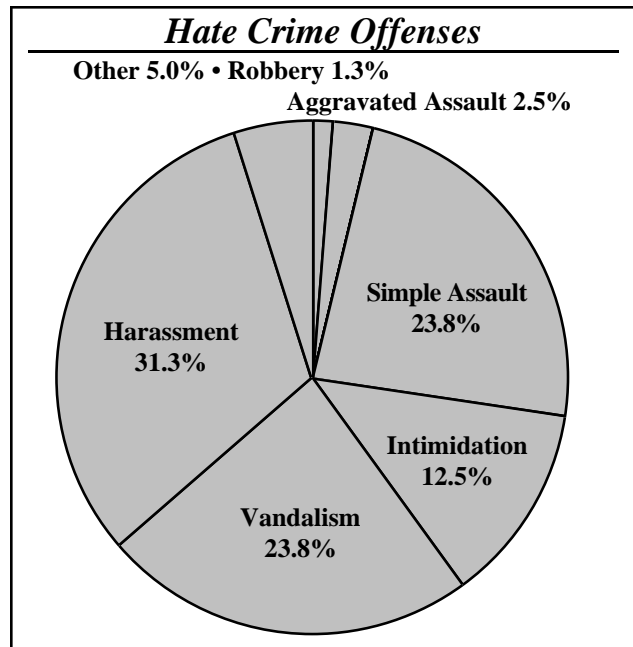
The most common race of suspected offender of hate crimes was white.

Offense information in the hate crime data collection program are defined in accordance with federal Uniform Crime Reporting definitions and do not necessarily conform to Maine state definitions. Complete offense definitions are available in the appendix to this publication.

Hate crime offense information falls into the eight index crimes — murder, rape, robbery, aggravated assault, burglary, larceny-theft, motor vehicle theft, and arson — plus the non-index crimes of simple assault, intimidation and vandalism. Additionally, Maine’s hate crime reporting statute provides for the reporting of harassment as a supplemental offense category.

Hate Crime by Offense		
Offense	Volume	% of Total
Murder	—	—
Rape	—	—
Robbery	1	1.3%
Aggravated Assault	2	2.5%
Burglary	—	—
Larceny-Theft	—	—
Motor Vehicle Theft	—	—
Arson	—	—
Simple Assault	19	23.8%
Intimidation	10	12.5%
Vandalism	19	23.8%
Harassment*	25	31.3%
Other	4	5.0%
Total	80	100.0%

*Harassment not included as a federal hate crime offense.



Offenses Reported by Agency

Augusta Police Dept.	1 Harassment	Anti-Black
	1 Simple Assault	Anti-Other Ethnicity/National Origin
	1 Harassment	Anti-Black
	1 Harassment	Anti-Female Homosexual (Lesbian)
	1 Destruction/Damage/Vandalism	Anti-Black
	1 Harassment	Anti-Black
	1 Harassment	Anti-Male Homosexual (Gay)
	1 Harassment	Anti-Black
	1 Harassment	Anti-Black
	1 Destruction/Damage/Vandalism	Anti-Male Homosexual (Gay)
	1 Harassment	Anti-Male Homosexual (Gay)
	1 Other	Anti-Male Homosexual (Gay)
	1 Harassment	Anti-Black
Baileysville Police Dept.	1 Aggravated Assault	Anti-American Indian/Alaskan Native
	1 Assault	Anti-American Indian/Alaskan Native
Bangor Police Dept.	1 Simple Assault	Anti-White
	1 Intimidation	Anti-Black
	1 Simple Assault	Anti-Black
	1 Intimidation	Anti-Hispanic
	1 Destruction/Damage/Vandalism	Anti-Black
	1 Destruction/Damage/Vandalism	Anti-Other Religion
	1 Intimidation	Anti-Black
Bar Harbor Police Dept.	1 Harassment	Anti-Black
	1 Intimidation	Anti-Black
Biddeford Police Dept.	1 Harassment	Anti-Islamic (Muslim)
Calais Police Dept.	1 Harassment	Anti-Female Homosexual (Lesbian)
	1 Harassment	Anti-White
Cumberland County Sheriff's Office	1 Harassment	Anti-Male Homosexual (Gay)
	1 Destruction/Damage/Vandalism	Anti-American Indian/Alaskan Native
	1 Aggravated Assault	Anti-Black
	1 Harassment	Anti-Black
Dixfield Police Dept.	1 Harassment	Anti-Black
Eliot Police Dept.	1 Intimidation	Anti-Female Homosexual (Lesbian)
Gorham Police Dept.	1 Simple Assault	Anti-Black
Kennebunk Police Dept.	1 Harassment	Anti-Female Homosexual (Lesbian)
Lewiston Police Dept.	1 Simple Assault	Anti-Black
	1 Destruction/Damage/Vandalism	Anti-Catholic
	1 Simple Assault	Anti-White
	1 Intimidation	Anti-White
	1 Simple Assault	Anti-Black
	1 Simple Assault	Anti-Male Homosexual (Gay)
	1 Robbery	Anti-Male Homosexual (Gay)
Mechanic Falls Police Dept.	1 Destruction/Damage/Vandalism	Anti-Multi-Religious Group
Milo Police Dept.	1 Harassment	Anti-Black
Ogunquit Police Dept.	1 Destruction/Damage/Vandalism	Anti-Catholic
Old Orchard Beach Police Dept.	1 Destruction/Damage/Vandalism	Anti-White
	1 Intimidation	Anti-Jewish
	1 Simple Assault	Anti-Black
Old Town Police Dept.	1 Other	Anti-White
Orono Police Dept.	1 Intimidation	Anti-Homosexual (Gay & Lesbian)
Oxford County Sheriff's Office	1 Simple Assault	Anti-Black
Penobscot County Sheriff's Office	1 Simple Assault	Anti-Black
	1 Simple Assault	Anti-Bisexual
Portland Police Dept.	1 Harassment	Anti-Male Homosexual (Gay)
	1 Destruction/Damage/Vandalism	Anti-Male Homosexual (Gay)
	1 Harassment	Anti-Black
	1 Harassment	Anti-Jewish
	1 Harassment	Anti-Black
	1 Other	Anti-Black
	1 Simple Assault	Anti-Black
	1 Other	Anti-Other Ethnicity/National Origin
	1 Harassment	Anti-Other Ethnicity/National Origin
Sabatius Police Dept.	1 Simple Assault	Anti-Male Homosexual (Gay)
Sanford Police Dept.	1 Destruction/Damage/Vandalism	Anti-Black
South Portland Police Dept.	1 Simple Assault	Anti-Homosexual (Gay & Lesbian)
	1 Simple Assault	Anti-Black
	1 Destruction/Damage/Vandalism	Anti-Homosexual (Gay & Lesbian)
	1 Simple Assault	Anti-Black
University of Southern Maine Police Dept.	1 Destruction/Damage/Vandalism	Anti-Male Homosexual (Gay)
	1 Destruction/Damage/Vandalism	Anti-Male Homosexual (Gay)
	1 Destruction/Damage/Vandalism	Anti-Black
	1 Destruction/Damage/Vandalism	Anti-Male Homosexual (Gay)
	1 Destruction/Damage/Vandalism	Anti-Male Homosexual (Gay)
	1 Destruction/Damage/Vandalism	Anti-Male Homosexual (Gay)
Waldo County Sheriff's Office	1 Simple Assault	Anti-Black
Waterville Police Dept.	1 Intimidation	Anti-Black
York County Sheriff's Office	1 Intimidation	Anti-Black
York Police Dept.	1 Harassment	Anti-Black
Maine State Police	1 Destruction/Damage/Vandalism	Anti-Male Homosexual (Gay)

30 agencies 72 offenses