

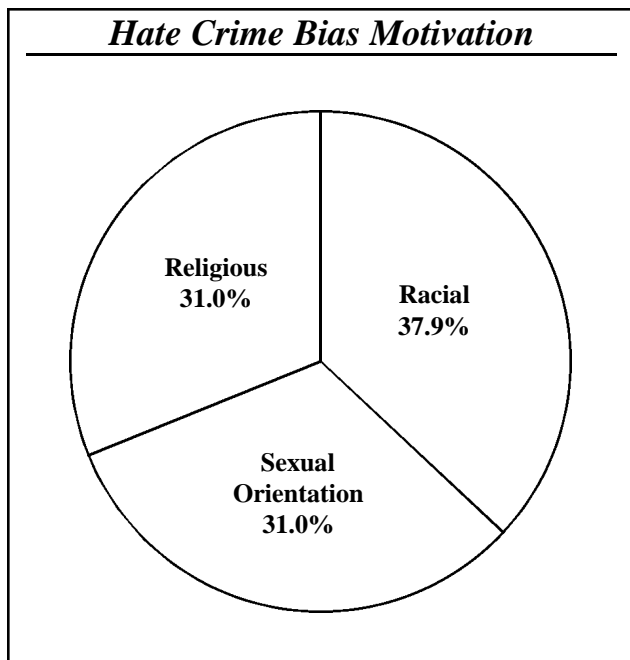
## HATE CRIME

Commencing in 1992, law enforcement officers are to report hate crimes as a supplementary report to the UCR program. Under Title 25 sec. 1544, hate crimes are defined as those that “manifest evidence of prejudice based on race, religion, sexual orientation or ethnicity ...”. On June 26, 1997, disability bias was added to the definition of hate crime, creating two new categories: Anti-Mental Disability and Anti-Physical Disability. Maine’s hate crimes are further reported to the FBI as part of the federal Hate Crimes Statistics Act.

The reported number of hate crime incidents in Maine in 2014 was 29. These incidents involved 31 victims with at least 28 offenders, and resulted in a total of 29 offenses.

<i>Hate Crime 2014</i>	
Number of incidents .....	28
Number of victims .....	31
Number of offenders .....	25
Number of offenses .....	29

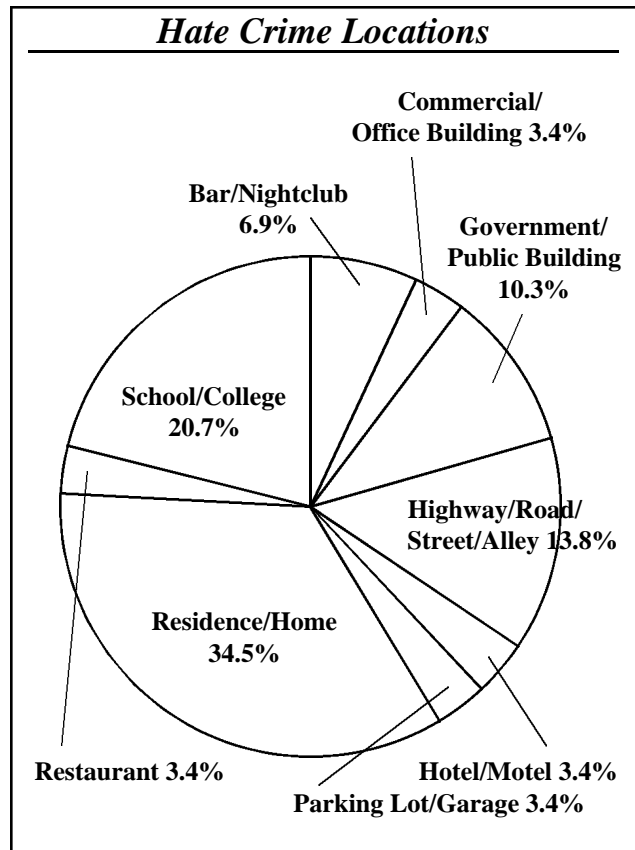
In 2014, the most commonly reported bias motivation was racial, followed by an equal percentage of sexual orientation and religious hate crimes.



<i>Hate Crime Bias Motivation</i>				
Bias Nature	Group %	Bias Type	Inci-dents of bias	% of Total
Racial	37.9%	Anti-White	1	3.4%
		Anti-Black	10	34.5%
		Anti-American Indian/ Alaskan Native	—	—
		Anti-Asian/Pacific Islander	—	—
		Anti-Multi-Races Group	—	—
		Sexual Orientation	31.0%	Anti-Male Homosexual
	Anti-Female Homosexual	1		3.4%
	Anti-Homosexual (Male & Female)	2		6.9%
	Anti-Heterosexual	—		—
	Anti-Bisexual	—		—
Ethnicity, National Origin	—	Anti-Hispanic Anti-Other Ethnic/ National Origin		—
Religious	31.0%	Anti-Jewish	4	13.8%
		Anti-Catholic	—	—
		Anti-Protestant	—	—
		Anti-Islamic (Moslem)	4	13.8%
		Anti-Other Religion	1	3.4%
		Anti-Multi-Religious Group Anti-Atheist/ Agnostic	—	—
Disability	—	Anti-Mental Disability Anti-Physical Disability	—	—
Not Reported	—		—	—
Total	100.0%	Total	29	100.0%

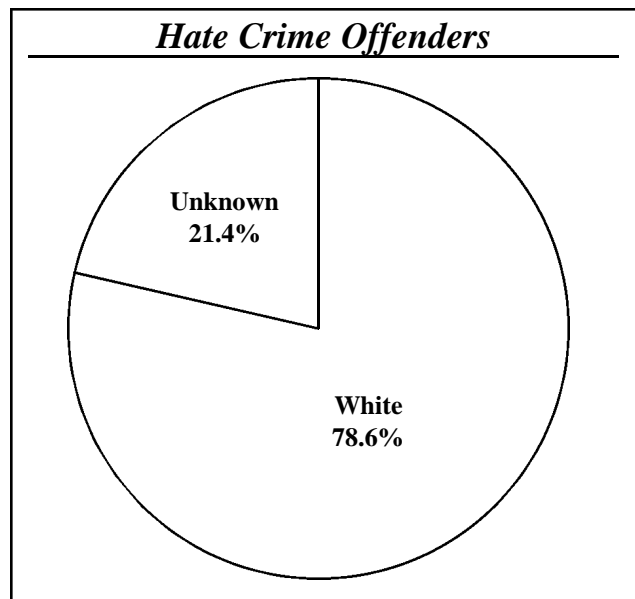
The most frequently reported location of bias crimes in 2014 was residences and homes. The second most common location was schools and colleges, and the third was highways, roads, streets, and alleys.

<i><b>Hate Crime Locations</b></i>		
<b>Location</b>	<b>Incidents</b>	<b>%</b>
Air/Bus/Train Terminal	—	—
Bank/Savings and Loan	—	—
Bar/Nightclub	2	6.9%
Church/Synagogue/Temple	—	—
Commercial/Office Building	1	3.4%
Construction Site	—	—
Convenience Store	—	—
Department/Discount Store	—	—
Drug Store/Doctor’s Office/Hospital	—	—
Field/Woods	—	—
Government/Public Building	3	10.3%
Grocery/Supermarket	—	—
Highway/Road/Street/Alley	4	13.8%
Hotel/Motel	1	3.4%
Jail/Prison	—	—
Lake/Waterway	—	—
Liquor Store	—	—
Parking Lot/Garage	1	3.4%
Rental Storage Facility	—	—
Residence/Home	10	34.5%
Restaurant	1	3.4%
School/College	6	20.7%
Service/Gas Station	—	—
Specialty Store	—	—
Other/Unknown	—	—
<b>Total</b>	<b>29</b>	<b>100.0%</b>



The most common race of suspected offenders of hate crimes was white.

<i><b>Hate Crime Offenders by Race</b></i>		
<b>Suspected Offenders’ Race</b>	<b>No.</b>	<b>% of Total</b>
White	22	78.6%
Black	—	—
American Indian/Alaskan Native	—	—
Asian/Pacific Islander	—	—
Multi-Racial Group	—	—
Unknown	6	21.4%
<b>Total</b>	<b>28</b>	<b>100.0%</b>



Information on the victims of hate crimes is limited to victim type. While bias motivation information identifies the offender’s bias, it is important to note that the victim may not actually belong to the group the offender sought to harm. For this reason, information on the victims’ actual group membership is not recorded.

Victim type, in the hate crime data collection program is listed as: individual, business, financial institution, government, religious organization, society/public, other and unknown. Of these victim types, individuals were reported to be the main hate crime target.


<b>Victim Type</b>	<b>No.</b>	<b>% of Total</b>
Individual	27	90.0%
Business	1	3.3%
Financial Institution	—	—
Government	—	—
Religious Organization	—	—
Society/Public	—	—
Other	2	6.7%
Unknown	—	—
Not Reported	—	—
<b>Total</b>	<b>30</b>	<b>100.0%</b>

Offense information in the hate crime data collection program are defined in accordance with federal Uniform Crime Reporting definitions and do not necessarily conform to Maine state definitions. Complete offense definitions are available in the appendix to this publication.

Hate crime offense information falls into the eight index crimes — murder, rape, robbery, aggravated assault, burglary, larceny-theft, motor vehicle theft, and arson — plus the non-index crimes of simple assault, intimidation and vandalism. Additionally, Maine’s hate crime reporting statute provides for the reporting of harassment as a supplemental offense category.

<b>Offense</b>	<b>Volume</b>	<b>% of Total</b>
Murder	—	—
Rape	—	—
Robbery	—	—
Aggravated Assault	4	13.8%
Burglary	—	—
Larceny-Theft	1	3.4%
Motor Vehicle Theft	—	—
Arson	—	—
Simple Assault	6	20.7%
Intimidation	6	20.7%
Vandalism	6	20.7%
Harassment*	3	10.3%
Other	3	10.3%
<b>Total</b>	<b>29</b>	<b>100.0%</b>

*\*Harassment not included as a federal hate crime offense.*



---

***Hate Crime Offenses Reported by Agency***

---

**Augusta Police Department**

- 1.....Simple Assault.....Anti-Black
- 1.....Terrorizing.....Anti-Islamic (Muslim)
- 1.....Terrorizing.....Anti-Other Ethnicity/National Origin

**Bath Police Department**

- 1.....Simple Assault.....Anti-Black

**Gouldsboro Police Department**

- 1.....Simple Assault.....Anti-Male Homosexual (Gay)

**Hampden Police Department**

- 1.....Destruction/Damage/Vandalism.....Anti-Jewish

**Kennebec County Sheriff's Office**

- 1.....Simple Assault/Vandalism.....Anti-Male Homosexual (Gay)

**Old Orchard Beach Police Department**

- 1.....Larceny/Theft .....Anti-Male Homosexual (Gay)
- 1.....Terrorizing.....Anti-Black
- 1.....Simple Assault.....Anti-Black

**Portland Police Department**

- 1.....Aggravated Assault.....Anti-Islamic (Muslim)
- 1.....Destruction/Damage/Vandalism.....Anti-Jewish
- 1.....Harassment.....Anti-Male Homosexual (Gay)
- 1.....Destruction/Damage/Vandalism.....Anti-Islamic (Muslim)

**Rumford Police Department**

- 1.....Intimidation.....Anti-Black

**Saco Police Department**

- 1.....Intimidation.....Anti-Homosexual (Gay & Lesbian)
- 1.....Aggravated Assault.....Anti-Homosexual (Gay & Lesbian)
- 1.....Intimidation.....Anti-Black
- 1.....Intimidation.....Anti-Islamic (Muslim)
- 1.....Harassment.....Anti-White

**Sagadahoc County Sheriff's Office**

- 1.....Destruction/Damage/Vandalism.....Anti-Jewish

**Searsport Police Department**

- 1.....Intimidation.....Anti-Black

**South Portland Police Department**

- 1.....Intimidation.....Anti-Female Homosexual (Lesbian)
- 1.....Aggravated Assault.....Anti-Black

**Waterville Police Department**

- 1.....Simple Assault.....Anti-Male Homosexual (Gay)

**Westbrook Police Department**

- 1.....Aggravated Assault.....Anti-Black

**Wiscasset Police Department**

- 1.....Destruction/Damage/Vandalism.....Anti-Jewish
- 1.....Harassment.....Anti-Black

---

**15      28**  
**Agencies    Offenses**