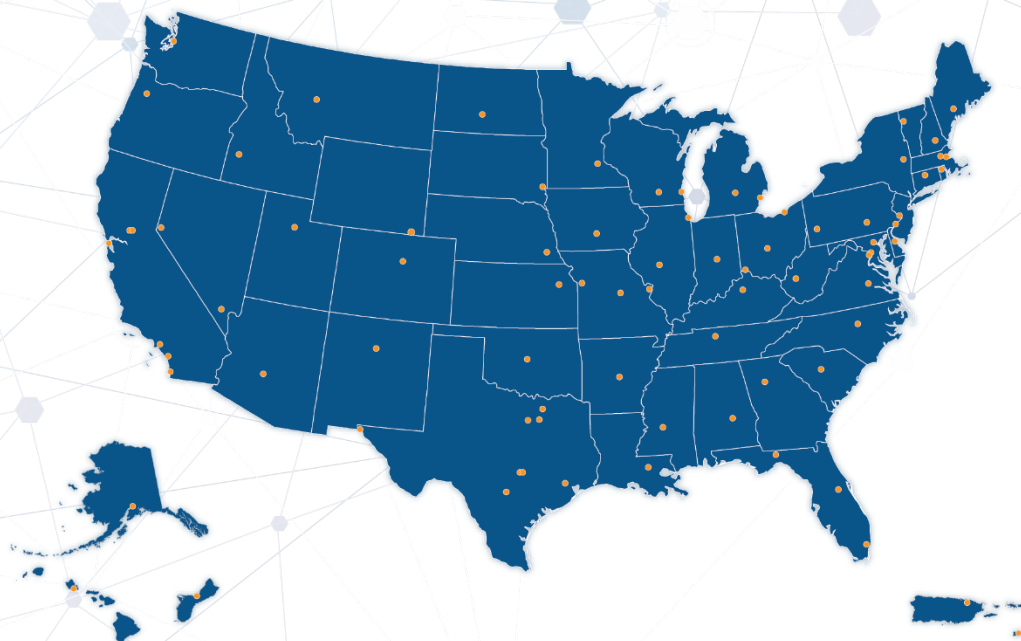


2019

National Network of Fusion Centers Assessment Summary of Findings



Homeland
Security

Introduction

Purpose

This Assessment, covering Fiscal Year 2019 (October 1, 2018-September 30, 2019) evaluates state and local fusion centers' adherence to selected performance measures focused on key outputs and direct outcomes. Following is a summary the Assessment's findings, which may be explored in more detail through an interactive Dashboard (Dashboard) resident on the Homeland Security Information Network (HSIN). The Assessment process is intended to provide a comprehensive picture of the performance of the National Network of Fusion Centers (National Network) in order to help its partners and stakeholders identify strengths and challenges, track progress or trends over time, provide basis for comparative analysis, and focus on mission areas with the greatest potential benefit.

Methodology


The U.S. Department of Homeland Security (DHS) collected data from federal, state, local, tribal, and territorial (F/SLTT) partners, homeland security and public safety associations, and universities as enumerated below:

- **Fusion Centers:** The Homeland Security Information Network-Intelligence (HSIN-Intel) Fusion Center Profile System (Profile System) is the repository for self-reported data related to Center management, operations, and certification of compliance to grant requirements.
- **Key Stakeholders:** DHS coordinated with the National Fusion Center Association (NFCA) to conduct a survey involving the National Governor's Association, Homeland Security Advisors Council (GHSAC), International Association of Chiefs of Police (IACP), Association of State Criminal Investigative Agencies (ASCI), National Emergency Management Association (NEMA), Major Cities Chiefs Association (MCCA), Major County Sheriffs' of America (MCSA), and National Sheriffs' Association (NSA).
- **Department of Homeland Security Information:** DHS examined the relationship of Intelligence Community Intelligence Information Reports (IIRs), Suspicious Activity Reporting (SAR), and Office of Intelligence and Analysis (I&A) watchlisting nominations to Fusion Center operations. DHS utilized National Special Security Events (NSSE) and other events that received a Special Event Assessment Rating (SEAR), and Federally Declared Disasters, derived from FEMA, which included emergency declarations and major disaster declarations.
- **Advanced Law Enforcement Rapid Response Training Center:** The Texas State University Advanced Law Enforcement Rapid Response Training (ALERRT) Center provided an authoritative list of active shooter events. ALERRT identified these events by the following criteria: individuals actively engaged in killing or attempting to kill people in populated areas, at least one of the victims must be unrelated to the shooter, and the primary motive appears to be mass murder.
- **Federal Cost Inventory:** DHS catalogued federal support provided to the National Network. Five government agencies provided spending data relating to personnel, information systems and technology, training and exercises, management and administration, or programmatic costs that supported fusion centers.

SNAPSHOT 2019 (U) Summary of the National Network of Fusion Centers

(U//FOUO) The National Network is composed of an integrated system of state and local fusion centers. Fusion centers serve as the focal points for the receipt, analysis, gathering, and sharing of threat-related information. A summary of the National Network in 2019 can be depicted through a snapshot of budget, personnel, focus, partners, special event support, and output. This snapshot represents data submitted by 79 of 80 fusion centers.


PRIMARY MISSION*



GOVERNANCE BODIES*

Governance bodies or formal alternatives include multidisciplinary participation.

Fusion centers that have governance bodies or formal alternatives

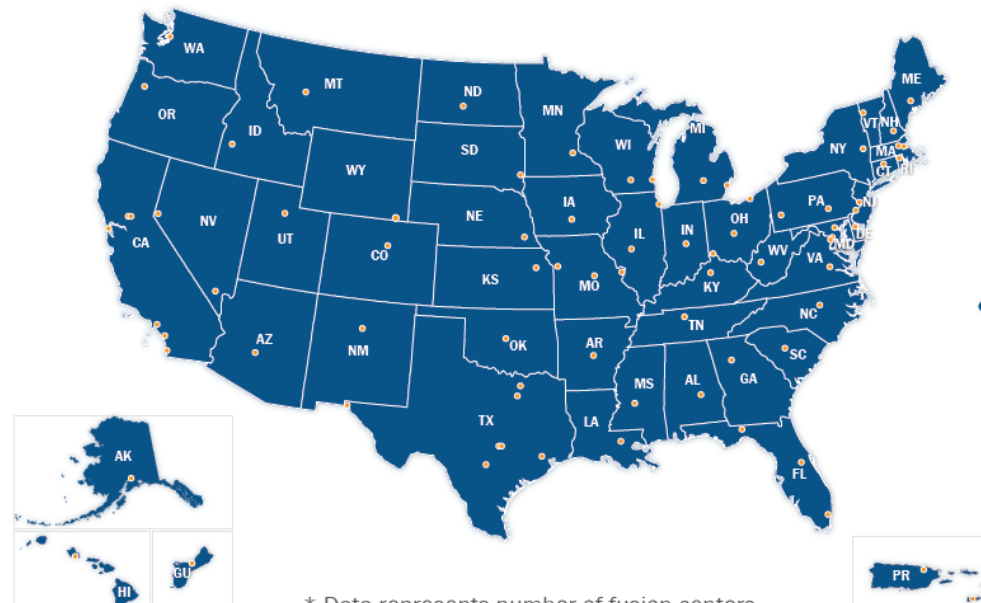
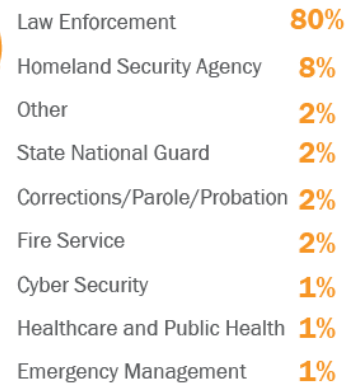


STAFF

- Total SLTT and private sector staff: **3,082**
- Fusion center analysts: **1,388**
- 26** new fusion center Directors in 2019



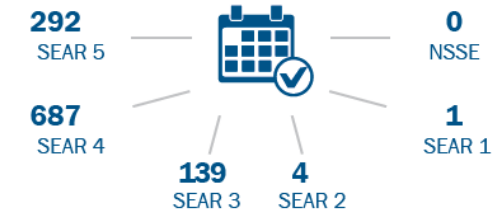
PRIMARY DISCIPLINE OF PERSONNEL



* Data represents number of fusion centers.

EVENT AND INCIDENT SUPPORT

Fusion centers supported **1,123** special events, including National Special Security Events (NSSE) and those with a Level 1 (Federal support) through Level 5 (state and/local resources) Special Event Assessment Rating (SEAR).



Top five Direct Roles for Special Events*

- Monitored open source intelligence **57%**
- Conducted threat or vulnerability assessment **20%**
- Coordinated field intelligence team and/or liaison officers **15%**
- Vetted Suspicious Activity Reports (SARs) **12%**
- Monitored HSIN Connect (SitRoom) **12%**

*Percent of special events with direct role; multiple roles may be filled for a single event so total may be greater than 100%

Fusion centers supported **29** major disaster declarations

Fusion centers supported **25** active shooter events

PRODUCTS

4,978 products were shared with the National Network by fusion center during the 2019 Assessment



- 75%** of fusion center analytic products address Homeland Security topics.
- 251** distributable analytic products co-authored by one or more fusion centers and/or federal agencies.
- 66%** of distributable analytic products address state/local customer information needs.
- 86%** of key customers report that fusion center products are timely for mission needs.

OPERATIONAL COSTS

Total funding for the National Network is **\$329,787,219**



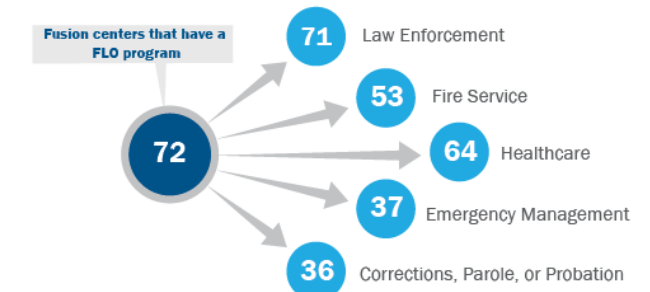
COLOCATION*

75 fusion centers are colocated with one or more partners, including:



FUSION LIAISON OFFICER (FLO) PROGRAM*

Fusion center FLO Programs include multidisciplinary participation.



ACCESS TO CLASSIFIED INFORMATION*

- 97%** of fusion centers have access to either Homeland Secure Data Network (HSDN) and/or Federal Bureau of Investigation Network (FBI Net).
- 91%** of all SLTT fusion center personnel who need a clearance have one

The National Network is comprised of 80 fusion centers, 79 centers participated in the 2019 Assessment. Fifty-four of the 79 fusion centers that participated in the assessment have an AOR that encompasses an entire state or territory.¹ Twenty-six of the 79 fusion centers have an AOR within a major urban area, covering smaller geographic areas in and around cities.

In prior years, I&A issued a multi-chapter hard-copy report to document the results of the annual Assessment process. This year, the Office transitioned to a dashboard visualization of the assessment data to make the information in the assessment more readily available and utilizable, in addition to enhancing timeliness.

The dashboard can be accessed at the following link:

<https://hsin.dhs.gov/collab/Intel/profiles/Documents/chtFCAssessment.aspx> (Note: for the best display, it is recommended that users access the dashboard through Firefox or Chrome).

Key Insights

Fusion Center Staff - The composition of fusion center staff varies based on fusion center's resources, area of operation, and mission focus. Fusion centers reported 3,082 SLTT and private sector staff members working on a full-time or a part-time basis – an increase of 7.5% (an increase of 214) in total staff members from FY18.

Formal Governance Body - Seventy-six fusion centers replied they have a formal governance body, or alternative, in the survey. Of the 76 fusion centers reporting a formal governance body or alternative, the personnel disciplines that most frequently support the governance bodies include: Law Enforcement, Local Homeland Security, Emergency Management, Fire, and Healthcare.

Operational Costs - The National Network receives operational funding from federal (both through grants and direct contributions), SLTT, and private sector sources. Data from the Federal Cost Inventory indicates the funding for the National Network in the 2019 Assessment period was nearly \$330 million, a 2% decrease from 2018. However, it is important to note that there was a significant decrease in FY19 respondents, which impacted the decrease in total direct federal costs.

Products - Fusion centers are designed to serve as a focal point for information sharing within their respective AOR.² To be successful in their information sharing role, fusion centers produce and disseminate information and intelligence products (through working with partners and other fusion centers). Fusion centers reported the number of situational awareness products, case support/tactical products, distributable analytic products³, requests for information (RFIs), and tips and leads.⁴ Products posted on HSIN-Intel allows them to be shared across the National Network – products shared on HSIN increased 26% in 2019 compared to 2018.

- **Analytic.** Overall production on distributable analytic products increased by 17% for a total of 2,119 in FY19.
- **Case Support/Tactical.** Fusion centers developed products that support a specific investigation or operational activity. In 2019, fusion centers developed and disseminated 42 case support and/or tactical products.
- **Situational Awareness.** The number of situational awareness products developed and disseminated by fusion centers increased by 42% for a total of 2,728 in FY19.
- 86% of key customers report that fusion center products are timely for mission needs.

¹ The fusion centers that make up the National Network can be found at <https://www.dhs.gov/fusion-center-locations-and-contact-information>.

² See the 2014-2017 National Strategy for the National Network of Fusion Centers, p.8, at <https://nfcausa.org/html/National%20Strategy%20for%20the%20National%20Network%20of%20Fusion%20Centers.pdf>

³ A distributable analytic product is a report or document that contains assessments, forecasts, associations, links, and/or other outputs from the analytic process that is disseminated via HSIN-Intel for use in the improvement of preparedness postures, risk mitigation, crime prevention, target hardening, or apprehension of offenders, among other activities. Analytic products may be created or developed jointly with federal, state, and local partners.

⁴ Fusion centers reported outputs of these three products types outside of six standard deviations of one another (this could also be a result of varying definitions of the product types themselves). Given the magnitude of differences, data outside of one standard deviation above the average in these three categories was removed as outliers.

Fusion Liaison Officer Program - FLO Programs can provide an improved quality and efficiency of information exchange as well as access to a cadre of multidiscipline SMEs to enhance fusion center products. Seventy-two fusion centers had FLO Programs in 2019, and this number has increased every year since 2016. FLO Programs have maintained multiple discipline participation over the past three years. The highest participating disciplines continue to be law Enforcement, health care, and fire service.

Customer Feedback - The results of the Key Stakeholder Survey indicate slight decreases across all metrics, for the second consecutive year, though overall satisfaction remains above 75%.

Special Events - In capturing pre-planned events, fusion centers identified direct role support they provided to both Special Event Assessment Rating (SEAR) events—Levels 1-5—and National Special Security Events (NSSE). It should be noted, only 15 Fusion Centers reported data in FY 19 compared to 48 Fusion Centers in FY 18. Fusion centers provided direct support to 1,123 SEAR Level 1-5 and NSSE events in 2019, a 79% decrease from the previous year. The majority of the support (87%) went to SEAR Level 4 and 5 events.⁵ As noted, it is unlikely that there was a significant decrease in support to special events since only 14 Fusion Centers reported data in FY 19 vice 48 Fusion Centers in FY18.

In terms of the nature of the direct role they provided, fusion centers primarily monitored open source intelligence, conducted threat or vulnerability assessments, and vetted SARs.

Disasters - Fusion centers also captured their direct role in supporting federally-declared disasters.⁶ These types of disasters are of such severity and magnitude that effective response is beyond the capabilities of the state and local governments and that supplemental federal disaster assistance is necessary. In 2019 there were 29 instances where support was provided which is a decrease of 19% from 2018.

Active Shooter Events - Fusion centers identified active shooter events that they had a direct role in supporting – the total number of events in 2019 was 25, which is a 4% increase from 2018.

⁵ Given anonymized data in 2017, these numbers assume no overlap with reported event response.

⁶ As identified by FEMA in the official list of federally declared disasters. <https://www.fema.gov/disasters/year>



**Homeland
Security**

19-1056-1A